

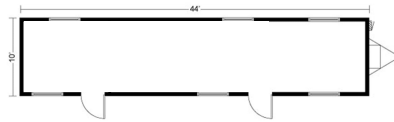


Product features may vary. Modifications available upon request.

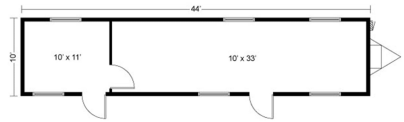
SPECIFICATIONS

- 10' x 44' box size
- 10' x 48' with towing hitch
- 440 ft² of usable space
- 8' ceiling height
- ADA compliant

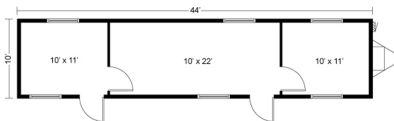
Layout A



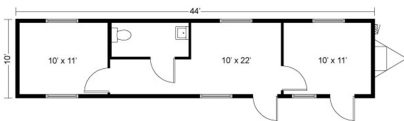
Layout B



Layout C



Layout D



FEATURES

EXTERIOR

- T1-11 Siding
- Bow Truss EPDM Rubber Roof

INTERIOR

- Vinyl Composition Tile Flooring
- Suspended T-Grid Ceiling
- Wooden Wall Panels
- Luan Wall Panels (Hampton Gray)

WINDOWS/DOORS

- Horizontal Slider Windows
- Hollow Core Metal Door

ELECTRICAL

- Fluorescent Ceiling Lights
- Breaker Panel
- Electrical Outlets

HEATING/COOLING

- Heat/ Air Conditioning Unit
- Packaged Terminal Heat Pump

OPTIONAL MODIFICATIONS

- Add/Subtract Walls, Doors, or Restrooms
- Change Flooring
- Add Skirting & Tie Downs
- Add Security Package